



LATERAL MECHANICAL CONTROLS WITH TRACTION ACTING WITH LOCKING (heavy loads applications - single cable) AND ORDER FORM MODEL DC 10T VERSIONS DC 10T-B1 / DC 10T-B2

Characteristics:

Versions: with initial or final block, not frictioned or with initial or final block with friction having an adjustable stiffness

Cable linear stroke: 72 mm

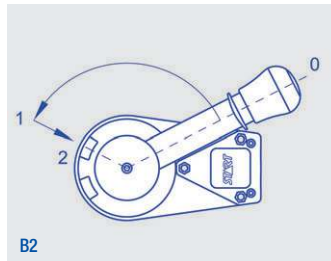
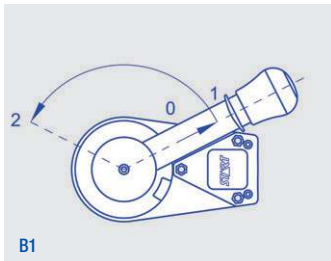
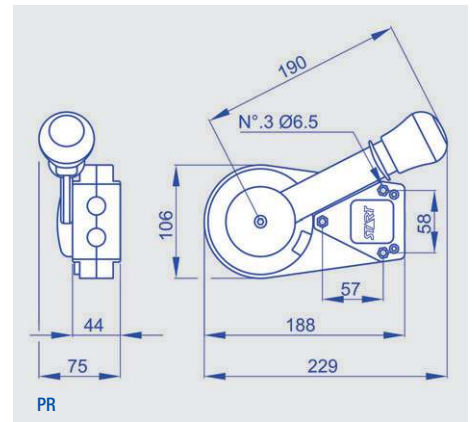
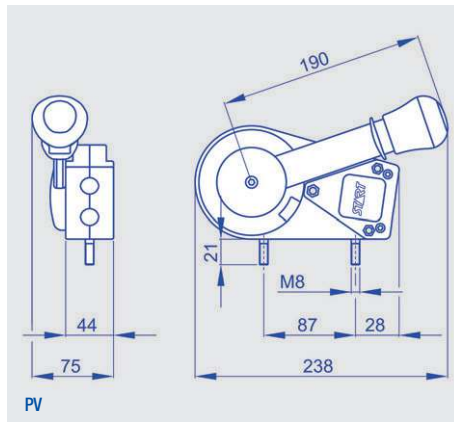
Fastening type: floor fastening or wall fastening

Lever material: steel and nylon

Lever rotation arch: 126° Lever ratio: 6:1

Lever colour: black

Knob colour: black or red



To order: compose, please, your product code inserting the boldfaced code corresponding to the chosen option in the proper square.

DC 10T

Version with initial block: **B1**

Version with final block: **B2**

Not frictioned functioning: **L**

Functioning with friction having an adjustable stiffness: **F**

Floor fastening: **PV**

Wall fastening: **PR**

Black knob: **N**

Red knob: **R**



LATERAL MECHANICAL CONTROLS COMPATIBLE CABLES MODELS DC 10T - DC 10RT

Characteristics:

Sheath diameter: Ø7 mm or Ø10 mm with inner antifriction tube

Sheath length: upon request

Wire diameter: Ø1,9 mm or Ø2,5 mm or Ø3 mm

Wire protrusion length: upon request

Sheath terminals: see table

Wire terminals: see table

Sheath options
Wire options

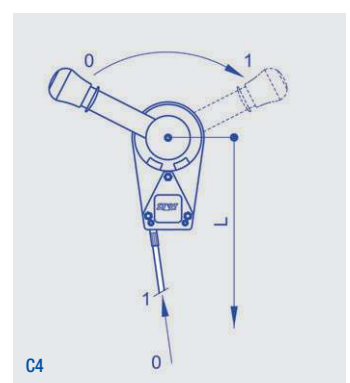
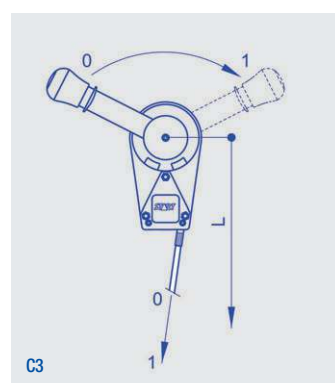
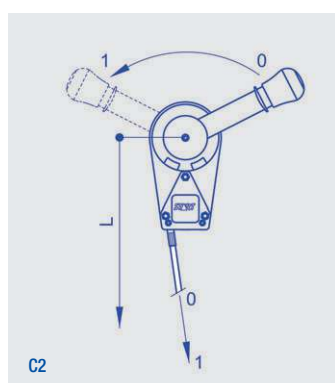
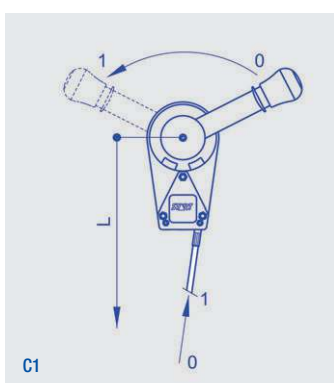
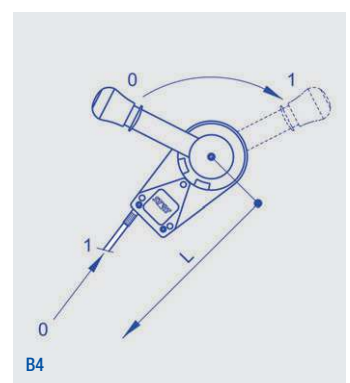
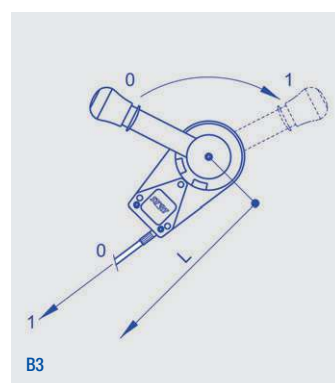
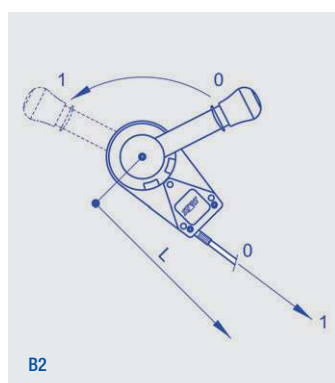
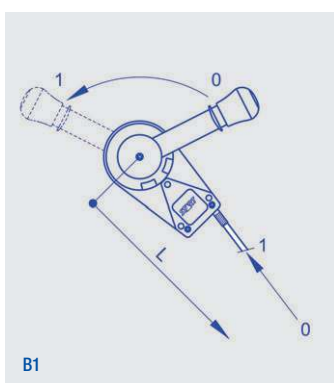
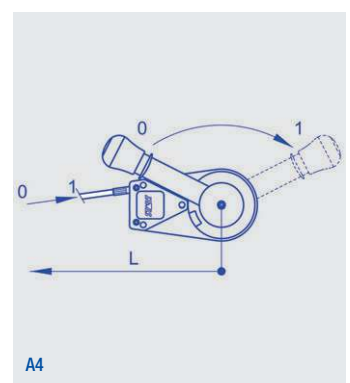
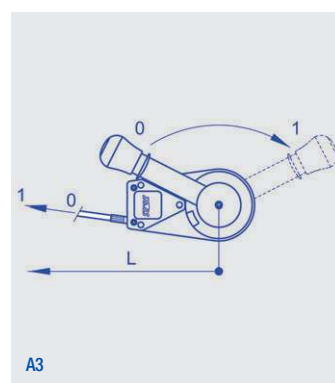
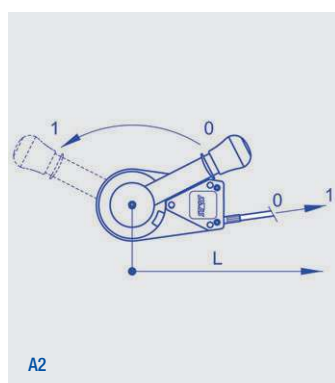
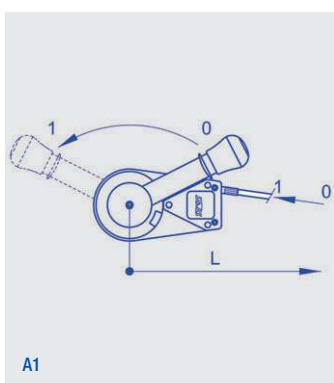
Ref.	Sheath Ø	A	B	C	D	Terminal
Sheath						
G1	7	(Only cut end)				
G2	10	(Only cut end)				
Sleeve with nib						
B1	7	17	5.8	6	10	Pressed
B2	7	23	6.3	11	9	Pressed
B3	10	25	7.9	11	13	Pressed
B4	10	35	10.9	11	15	Pressed
End cap						
C1	7	10.5	8			Pressed
C2	10	16.5	11			Pressed
Adjustment screw 1 nut						
D1	7	30	M6	21		Turning
D2	7	40	M8	28		Turning
D3	10	52	M10	35		Turning
D4	10	61	M12	40		Turning
Adjustment screw 2 nuts						
RG1	7	40	M6	30		Turning
RG2	7	40	M8	28		Turning
RG3	10	52	M10	35		Turning
RG4	10	61	M12	40		Turning
Adjustment screw 2 nuts						
RP1	7	45	M6	30		Pressed
RP2	7	52	M8	35		Pressed
RP3	10	71	M10	50		Pressed

Ref.	Wire Ø	A	B	C	D
Wire					
E1	1.9	(Only electro-welded end)			
E2	2.5	(Only electro-welded end)			
E3	3	(Only electro-welded end)			
Fork					
F1	1.9	38	6	24	6
F2	2.5	38	6	24	6
F3	2.5	34	8	16	8
F4	3	38	6	24	6
F5	3	34	8	16	8
Spring					
M1	1.9	46	2.2	12	
M2	1.9	55	3	15	
M3	2.5	57	3.5	16	
Loop					
O1	1.9	31	6.2	12	
O2	1.9	32	8.3	16	
O3	1.9	32	10.2	16	
O4	2.5	31	6.2	12	
O5	2.5	32	8.3	16	
O6	2.5	32	10.2	16	
O7	3	31	6.2	12	
O8	3	32	8.3	16	
O9	3	32	10.2	16	
Threaded pin					
P1	1.9	44	M6	20	
P2	1.9	74	M6	46	
P3	2.5	44	M6	20	
P4	2.5	74	M6	46	
P5	2.5	49	M8	25	
P6	3	44	M6	20	
P7	3	74	M6	46	
P8	3	49	M8	25	
P9	3	90	M8	55	

L = Sheath length S = Protrusion with assembled lever in resting position ("0" position)



LATERAL MECHANICAL CONTROLS
ORDER FORM FOR COMPATIBLE CABLES
MODELS DC 10T - DC 10RT





LATERAL MECHANICAL CONTROLS ORDER FORM FOR COMPATIBLE CABLES MODELS DC 10T - DC 10RT

To order:

The technical options that are represented on the opposite page are the standard personalizations which are provided from the company.

Among these possibilities, you can choose the cable construction that meets your requirements.

At first choose the sheath diameter and select the corresponding terminals among the possible options.

Find out your preferences and fill in the boxes with the number or the letters/number corresponding to your options.

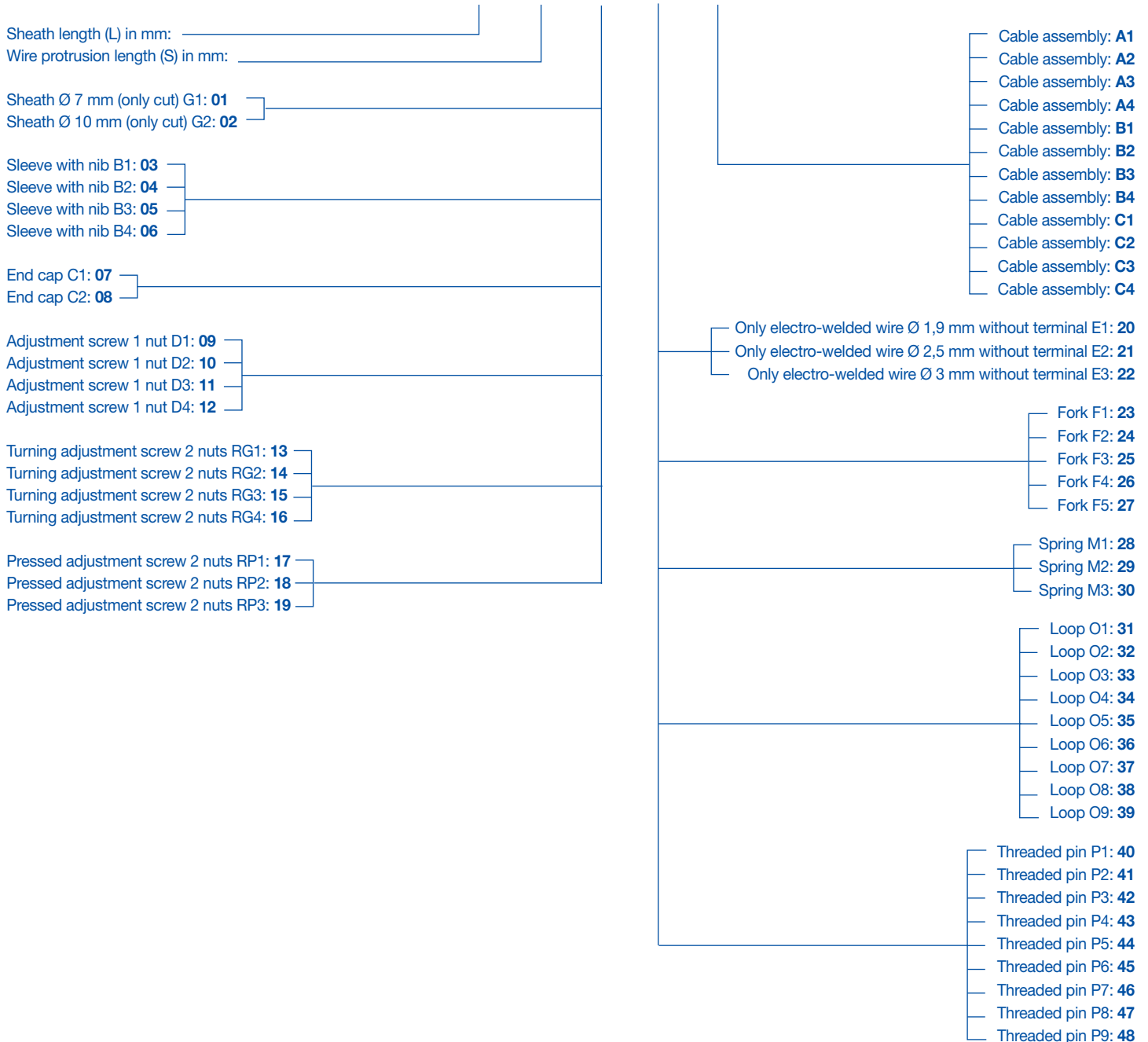
Example: if you choose a Ø7 mm sheath and you want a sleeve with nib as terminal, indicate the code 03 or 04, according to your needs.

And so on for other variables.

The same procedure must be used to choose the wire: start choosing the diameter and then select the corresponding options.

To order: compose, please, your product code inserting the boldfaced code corresponding to the chosen option in the proper square.

Cable									
-------	--	--	--	--	--	--	--	--	--



L = start point for sheath length. Other cables typologies are available upon request.